



Co-funded by
the European Union

HANDBOOK

CREATE CHANGE





"Music for Change – Creativity, Inclusion & Environment"

1. Introduction to the Project

- **Overview of "Create Change"**
- **Erasmus+ support and partner countries**
- **Aims of the handbook**

2. Music as a Universal Language

- **The power of music in youth work**
- **Benefits for young people with fewer opportunities**
- **Activity: "Sing Your Story"**
 - **Goal: Self-expression through songwriting**
 - **Materials Needed: Paper, pens, guitar**
 - **Process: Personal storytelling to music creation**

3. Environmental Responsibility in Music

- **Integrating eco-consciousness into creativity**
- **Using recycled instruments**
- **Writing eco-themed songs**
- **Activity: "Sounds of Nature"**
 - **Goal: Using nature's sounds to create music**
 - **Materials Needed: Mobile phones, recording apps**
 - **Process: Outdoor sound recording and mixing**

4. Online Collaboration and Distance Creation

- **Platforms used: Zoom, BandLab, Google Drive**
- **Benefits of digital tools in non-formal education**
- **Hybrid learning (online + offline)**

5. Success Stories

- **Participant quotes from Germany, Slovakia, Greece**
- **Real examples of growth and impact**

6. Recommendations for Future Projects

- **Combining social topics with art for greater impact**



- Importance of final tangible results (concerts, recordings)
- Blended learning models (online + offline)
- Engaging participants through environmental topics
-

✨ BONUS — Appendix: Practical Checklist

- ☒ Stage setup for performances
- ☒ Eco-friendly materials usage
- ☒ Online meeting planning
- ☒ Active social media promotion

1. Introduction to the Project

Welcome to "Music for Change — Creativity, Inclusion & Environment"! 🎵🌍

This handbook is a result of an international Erasmus+ KA2 project implemented by partners from Germany, Slovakia, and Greece.

Its purpose is to inspire youth workers, educators, and cultural organisations to use music as a tool for inclusion, empowerment, and environmental awareness.

Supported by: Erasmus+ Programme of the European Union

Coordinating Organisation: Elisson gUG (Germany)

Partner Organisations:

- Connectus (Slovakia)
- Filoxenia, Intercultural-Environmental Organisation (Greece)

Project Objectives:

- To empower young people with fewer opportunities through music-based activities.
- To promote environmental awareness through artistic expression.
- To build youth workers' competences in non-formal education and international cooperation.
- To inspire new, creative ways of youth engagement and inclusion.

2. Music as a Universal Language

The Power of Music in Youth Work

Music has always been a powerful tool for communication, self-expression, and building connections. For young people, especially those with fewer opportunities, music provides a platform to express emotions, share stories and develop new skills in a way that words alone cannot.



In this project, we used music not just as an art form, but as a method of non-formal education, where young people could learn teamwork, communication, and problem-solving.

Benefits for Young People with Fewer Opportunities:

- **Empowerment:** Music gave young people the chance to express themselves and their emotions freely.
- **Inclusion:** No matter their background, everyone could contribute to creating something meaningful.
- **Skill Development:** Participants enhanced their music skills, learned new techniques, and boosted their confidence.

Activity: "Sing Your Story"

Goal: To help young people express their personal stories through songwriting.

Materials Needed: Paper, pens, guitar, or any available instruments.

Process:

1. Ask participants to reflect on their personal experiences or challenges.
2. They will then write lyrics that represent their emotions or stories.
3. In groups, they will turn their lyrics into songs, either with instruments or using voice and body percussion.

Participant Reflection:

"I had never written a song before, but when I shared my story with music, it felt like a huge weight was lifted from me." — Paulina, Slovakia

3. Environmental Responsibility in Music

Integrating Eco-Consciousness into Creativity

One of the unique aspects of this project was its focus on environmental awareness. Through music, we encouraged young people to reflect on the world around them and think about how their art can influence positive change. Music can be a powerful tool for raising awareness about sustainability, eco-friendly practices, and the importance of protecting our planet.

Using Recycled Instruments:

One of the key activities was to explore the use of recycled materials to create instruments. This not only highlighted the importance of reusing and recycling, but also showcased how creativity can thrive even with limited resources. Participants were able to build their own instruments using everyday materials, such as plastic bottles, tin cans, and cardboard, bringing the concept of environmental responsibility to life in a hands-on way.



Writing Eco-Themed Songs:

Participants were challenged to write songs focused on environmental issues. The goal was for them to understand how they could use their voices and creativity to speak about sustainability, climate change, and other important topics. This activity was both educational and empowering, as the young people used music to raise awareness about the environment.

Activity: "Sounds of Nature"

Goal: Use nature's sounds as inspiration for music creation.

Materials Needed: Mobile phones, recording apps, or any recording device.

Process:

1. Take participants on a walk outdoors, asking them to record sounds they find interesting (e.g., birds chirping, wind blowing, water flowing).
2. Back at the workshop, they will use these sounds to create a new piece of music by mixing them with instruments or their own voice.
3. The final music will tell a story of nature and the importance of preserving it.

Participant Reflection:

"Recording nature sounds and turning them into music was an eye-opening experience. I never thought I could make music out of the world around me!" — **Marko, Slovakia**

4. Online Collaboration and Distance Creation

Embracing Digital Tools in Non-Formal Education

In today's interconnected world, online collaboration is becoming an essential part of any creative process. Through this project, we integrated digital tools to bridge the gap between participants from different countries and foster collaboration regardless of physical distance. These tools not only helped participants connect with their peers but also allowed for a deeper engagement with the creative process.

Platforms Used:

- **Zoom:** For group discussions, live workshops, and team-building activities.
- **BandLab:** A digital platform that enabled participants to collaborate on music creation in real time, allowing them to compose, edit, and produce songs together.
- **Google Drive:** For storing and sharing documents, resources, and music files, ensuring easy access and collaboration.

Benefits of Digital Tools in Non-Formal Education:

The use of online tools allowed youth workers to continue their activities even when face-to-face meetings were not possible. This flexibility ensured that the project remained active and productive, even when dealing with unforeseen challenges like travel restrictions or time constraints. Additionally, young people learned how to use these platforms for creative work, a valuable skill in today's increasingly digital job market.



Hybrid Learning: Online + Offline:

The combination of both online and offline activities was crucial for the success of this project. While the online tools provided the flexibility to work from anywhere, offline workshops allowed participants to engage directly with the music, instruments, and the environment. This hybrid learning model ensured a well-rounded experience for everyone involved.

Activity: "Collaborative Song Creation"

Goal: Work together across borders to create a song.

Materials Needed: Internet access, BandLab, microphones, and recording equipment.

Process:

1. Participants from each country contributed their own musical ideas and lyrics.
2. Through BandLab, they were able to add their parts to the song remotely, creating a collaborative piece of music that reflected their diverse backgrounds.
3. The final song was produced and shared, showcasing the power of international collaboration and the ability to create art from a distance.

Participant Reflection:

"Being able to collaborate online was amazing. Even though we were in different countries, we were able to create something that felt like we were all in the same room!" — **Giorgos, Greece**

5. Success Stories

Every project has its success stories, and this one is no exception. Throughout the project, participants from Germany, Slovakia, and Greece experienced personal growth, discovered new skills, and achieved outcomes they never thought possible. Here, we share some of the most impactful stories from our participants and how the project helped them build a better future.

Story 1: Maria – Greece

Maria was a shy young woman from a small village in Greece. She had always loved music but had never believed that she could use it to express her identity. During the project, she worked closely with other young people from different countries, and through songwriting workshops, she discovered her voice.

Key Outcome:

Maria composed her first song during the project, and her confidence grew exponentially. The opportunity to perform at the final concert in Berlin was life-changing for her. Maria now wants to pursue a career in music and has become an ambassador for music and youth empowerment in her community.

"This project helped me believe in myself. I never thought I'd perform in front of an audience, let alone write my own song. I now feel empowered to pursue music as a career."



Story 2: Adam – Slovakia

Adam was a young man from a small town in Slovakia, who faced challenges due to his socio-economic background. Through this project, he learned how to collaborate with young people from other cultures, and he discovered the power of music as a tool for self-expression and communication.

Key Outcome: Adam's team developed a song about environmental responsibility, which was inspired by their workshops on nature and sustainability. He has since become passionate about combining his love for music with his desire to raise awareness about environmental issues.

"I never thought music could be a way to speak about important topics like the environment. This project changed my perspective. I now want to use music to make a difference in my community."

Story 3: Ino – Germany

Ino was a youth worker from Berlin who took part in the project to improve her mentoring skills. She had always been passionate about working with young people but wanted to learn new methods for engaging them in creative and meaningful ways.

Key Outcome:

Through the project, Ino gained valuable insights into non-formal education methods, especially those related to music, creativity, and environmental education. She has since applied these techniques to her local work and has seen a significant improvement in the engagement and enthusiasm of her young participants.

"This project gave me the tools to better connect with the young people I work with. The methods we used, especially the creative workshops, really helped them open up and express themselves."

Story 4: Ismaila – Germany

Ismaila, a young man from a migrant background, joined the project with no prior experience in music but a strong passion for learning. Throughout the project, he not only learned how to compose music but also developed his teamwork and leadership skills.

Key Outcome:

Ismaila became a key player in his team, leading discussions and helping his peers with their musical compositions. He now feels more confident in his abilities and is eager to continue working in multicultural teams.

"Before this project, I didn't think I had anything to offer. Now, I see how much I can contribute, especially when we work together as a team."

Impact Beyond the Participants

The impact of this project extended beyond the young people who participated directly. The project's themes of music, creativity, and environmental responsibility reached local communities, schools, and other youth organizations. Many of the youth workers and educators involved have already started integrating the project's methods into their ongoing work, creating a ripple effect of learning and growth.



6. Recommendations for Future Projects

Based on the experiences and lessons learned throughout the "Create Change" project, we have gathered valuable recommendations that can help guide future initiatives aimed at using music, creativity, and environmental consciousness as tools for youth engagement and development.

1. Focus on Blended Learning Models

One of the most effective elements of this project was the integration of both online and offline activities. By combining in-person workshops with online collaborations, we provided participants with the flexibility to work across different environments, reach a wider audience, and continue their learning beyond the physical space.

Recommendation:

- Future projects should embrace blended learning (a combination of digital tools and face-to-face interactions) to maximize accessibility and impact. Digital platforms like Zoom, Google Drive, and BandLab can be used for collaborative songwriting and sharing creative content, while in-person meetings allow for deeper connections and teamwork.

2. Integrate Social and Environmental Issues

This project highlighted the importance of integrating social topics—such as environmental sustainability—into creative youth initiatives. Participants found that using music as a medium to address critical issues was not only empowering but also helped deepen their understanding of those issues.

Recommendation:

- Future projects should look for ways to merge art and social topics in a way that feels natural and impactful. Engaging young people in the creation of music about climate change, diversity, or equal rights can spark conversations and inspire action both locally and globally.

3. Encourage Intercultural Collaboration

Working with young people from diverse cultural backgrounds was one of the highlights of this project. It allowed participants to exchange perspectives, learn new methods, and create something unique together.

Recommendation:

- Continue fostering intercultural exchanges in future projects. International mobility is invaluable for personal development, especially for those with fewer opportunities. Future initiatives should aim to connect youth workers and young people from different countries, creating opportunities for cultural exchange and mutual learning.



4. Provide Space for Ownership and Leadership

Throughout this project, we saw how empowering young people by giving them ownership of their learning process—such as creating their own songs and leading workshops—led to increased confidence and leadership skills.

Recommendation:

- Encourage future projects to provide young participants with more opportunities to take on leadership roles, both in the creative process and in decision-making. Allowing them to have a say in the direction of the project helps increase engagement and responsibility.

5. Emphasize Long-Term Sustainability

While short-term outcomes are important, it is equally essential to consider the long-term sustainability of project impacts. We recommend planning follow-up activities that build on the initial successes and maintain the connections made during the project.

Recommendation:

- Future projects should plan for sustainability from the outset, ensuring that the skills and partnerships developed during the project continue to thrive after the project ends. This could include creating online platforms for ongoing collaboration, facilitating future networking events, and encouraging youth workers to integrate the methods into their daily practice.

6. Make Use of Digital Tools for Dissemination

The project successfully used social media platforms like Instagram, Facebook, and YouTube to disseminate results and showcase the young people's creative work. The ability to reach a global audience through these platforms was invaluable.

Recommendation:

- Future projects should incorporate social media as a central part of their dissemination strategy. Using platforms like Instagram Reels, Facebook Live, and YouTube can help reach a larger audience and promote the project's results, ensuring the message and outcomes are shared widely.

7. Collaborate with Local Stakeholders and Institutions

Local stakeholders such as youth centres, schools, and environmental organizations played an essential role in the success of the project. They provided support, space, and resources for local events, creating a sense of ownership and community involvement.

Recommendation:

- Future projects should build strong collaborations with local institutions to ensure long-term community engagement. Engaging with local partners early on can help provide resources, expertise, and local knowledge, making the project more effective and sustainable.



Final Thoughts

This project has demonstrated that by combining creativity, music, and social/environmental issues, we can foster inclusivity, personal growth, and community involvement among young people.

By continuing to adapt and innovate based on the experiences shared in this handbook, future projects can have an even greater impact, empowering more youth to express themselves, collaborate across borders, and engage in meaningful social change.

✨ Appendix: Practical Checklist ✓

To help youth workers, educators, and anyone else implementing similar projects, we've put together this handy checklist. It includes essential points to ensure smooth preparation, execution, and follow-up activities.

1. Stage Setup for Performances 🎵





- ✓ **Venue Preparation:** Ensure the venue is set up with the necessary sound equipment (microphones, speakers, instruments, etc.).
- ✓ **Seating Arrangement:** Ensure there's enough space for audience seating and for performers.
- ✓ **Sound Check:** Always perform a sound check before the event to ensure everything is working properly.
- ✓ **Eco-Friendly Setup:** Use sustainable materials such as reusable decorations, paperless tickets, and eco-friendly stage designs.

2. Eco-Friendly Materials Usage 🌱





- ✓ **Recycled Instruments:** Encourage using recycled or upcycled instruments for performances. For example, instruments made from repurposed materials.
- ✓ **Paperless Documentation:** Avoid using printed materials; utilize digital tools for invitations, schedules, and handouts.
- ✓ **Green Transport:** If possible, encourage shared transport to reduce the carbon footprint.
- ✓ **Sustainable Catering:** Opt for plant-based or locally sourced food options for events.





3. Online Meeting Planning

-  **Digital Tools Setup:** Ensure all participants have access to necessary platforms (Zoom, Google Drive, BandLab) and know how to use them before the meeting.
-  **Clear Communication:** Set clear agendas for online meetings. Ensure everyone is aware of the meeting time, platform, and what is expected from them.
-  **Recording & Sharing:** Record online meetings and save them in a shared folder for later reference or for participants who may have missed the session.
-  **Breaks & Interaction:** Schedule regular breaks during long sessions to keep participants engaged. Use interactive elements such as polls or breakout rooms.



4. Social Media Promotion

-  **Create Engaging Content:** Share videos, photos, and behind-the-scenes content from workshops and performances to keep the audience engaged.
-  **Use Hashtags:** Create unique project hashtags to track and promote posts across different platforms (e.g., #MusicForChange, #YouthAndMusic, #EcoFriendlyMusic).
-  **Share Participant Stories:** Feature participant experiences and successes through social media posts, Instagram stories, or Facebook live streams.
-  **Cross-Promotion:** Encourage participants to share their journey and results on their personal social media profiles.




5. Active Reflection and Follow-Up

-  **Feedback Sessions:** After the project activities (workshops, concerts, online collaborations), always schedule feedback sessions to gather input from all participants.
-  **Project Evaluation:** Collect feedback from all partners and participants through surveys or focus groups to evaluate the success of the project.



-  **Post-Project Networking:** Encourage participants to stay in touch and continue collaborating even after the project ends. Set up an online platform or group for ongoing communication.
-  **Documenting Results:** Ensure all results, including music creations, workshop materials, and reflections, are saved and shared with the project community.

6. Materials and Resources

-  **Handbook Availability:** Make sure the handbook, along with all educational materials, is available online for free download.
-  **Creative Commons Licensing:** When publishing music or educational materials online, ensure they are available under Creative Commons licenses for easy reuse and adaptation.
-  **Resource Sharing:** Share your findings, tools, and methods with other organizations or interested parties to promote collaboration.

Final Notes

This checklist provides a simple but comprehensive guide to successfully organizing and executing a project like "Create Change." With these practical steps in mind, you'll be well-prepared to create a meaningful and impactful experience for all involved.

